


STEEL COLOR OPTIONS

- Black - Matte Texture
- White - Semi Gloss
- Gold - Semi Gloss




MIKO RACK
BY SUPER SKY




Height (Feet)	3, 4, 4.5, 5, 6, 7, 8
Width (Feet) From Left to Right	2, 2.5, 3, 4
Shelf Depth (Inch)	6, 8, 10, 12
Loading Capacity (Kg)	<60 Kg per Shelf

Wood Color Palette



Steel Color Palette



Accessories



Hook




Top Header



Loading Bar



Wood Cabinet



Round Tube



Shelf

